



# metecnospan<sup>®</sup>

## Contents

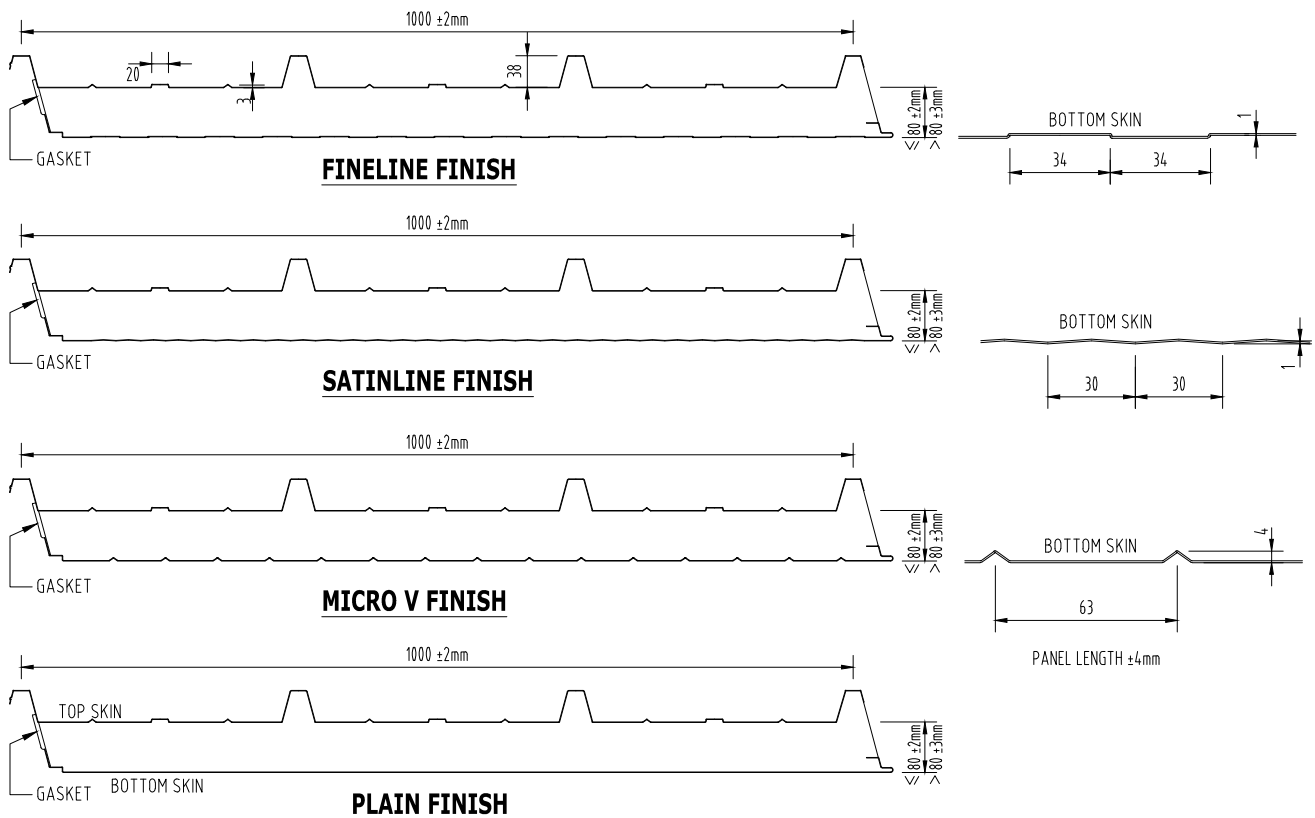
---

Panel Details - PIR-R-01-5.....	3
Typical Section Through Building - PIR13-OP02-0.....	4
Barge Capping Detail - PIR13-BC01-1 .....	5
Barge / Parapet Detail - PIR13-BC02-1 .....	6
Head Flashing Detail - PIR13-HF01-2 .....	7
Un-insulated Box Gutter Detail- PIR13-RD02-3 .....	8
Ridge Detail - PIR13-RD03-2 .....	9
Cyclonic / Non-cyclonic Fastening - PIR13-RD04-4.....	10
Insulated Box Gutter Detail - PIR13-RD07-1 .....	11
Expansion Step Detail - PIR13-RJ01-3.....	12
Roof End Lap Detail - PIR13-SL01-1 .....	13
Insulated Valley Boxed Gutter - PIR13-RV01-1 .....	14
Eaves Gutter Detail - PIR13-WC03-2.....	15
Eaves Gutter Detail 2 - PIR13-WC04-2.....	16

### Note:

- We recommend that you should engage your local Metecno PIR<sup>®</sup> architectural specialist at design stage to ensure the panel system is designed to suit specific project requirements.
- All exposed core material is to be encapsulated with a non-combustible covering in order to achieve a BAL-40 or less.
- Panel by Metecno PIR<sup>®</sup>, screw may be by Metecno PIR<sup>®</sup>, all other items by others.
- Additional construction details are available through the Metecno PIR Website Client Portal or by contacting a local Metecno PIR<sup>®</sup> representative. [www.metecnopir.com.au](http://www.metecnopir.com.au)
- This drawing is copyright and the property of Metecno Pty Limited trading as Metecno PIR<sup>®</sup>. It is subject to their legal recall and may not be reproduced or it's contents divulged without written authority.

## Panel Details - PIR-R-01-5

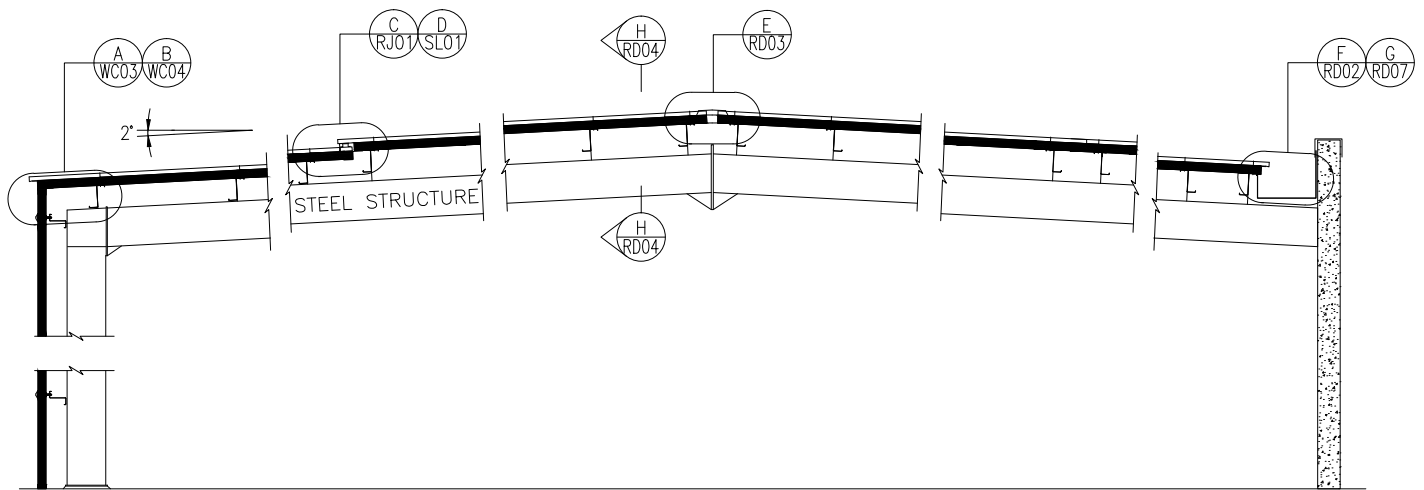


### Note:

- We recommend that you should engage your local Metecno PIR® architectural specialist at design stage to ensure the panel system is designed to suit specific project requirements.
- All exposed core material is to be encapsulated with a non-combustible covering in order to achieve a BAL-40 or less.
- Panel by Metecno PIR®, screw may be by Metecno PIR®, all other items by others.
- Additional construction details are available through the Metecno PIR Website Client Portal or by contacting a local Metecno PIR® representative. [www.metecnopir.com.au](http://www.metecnopir.com.au)
- This drawing is copyright and the property of Metecno Pty Limited trading as Metecno PIR®. It is subject to their legal recall and may not be reproduced or its contents divulged without written authority.

## Typical Section Through Building - PIR13-OP02-0

### Roofing

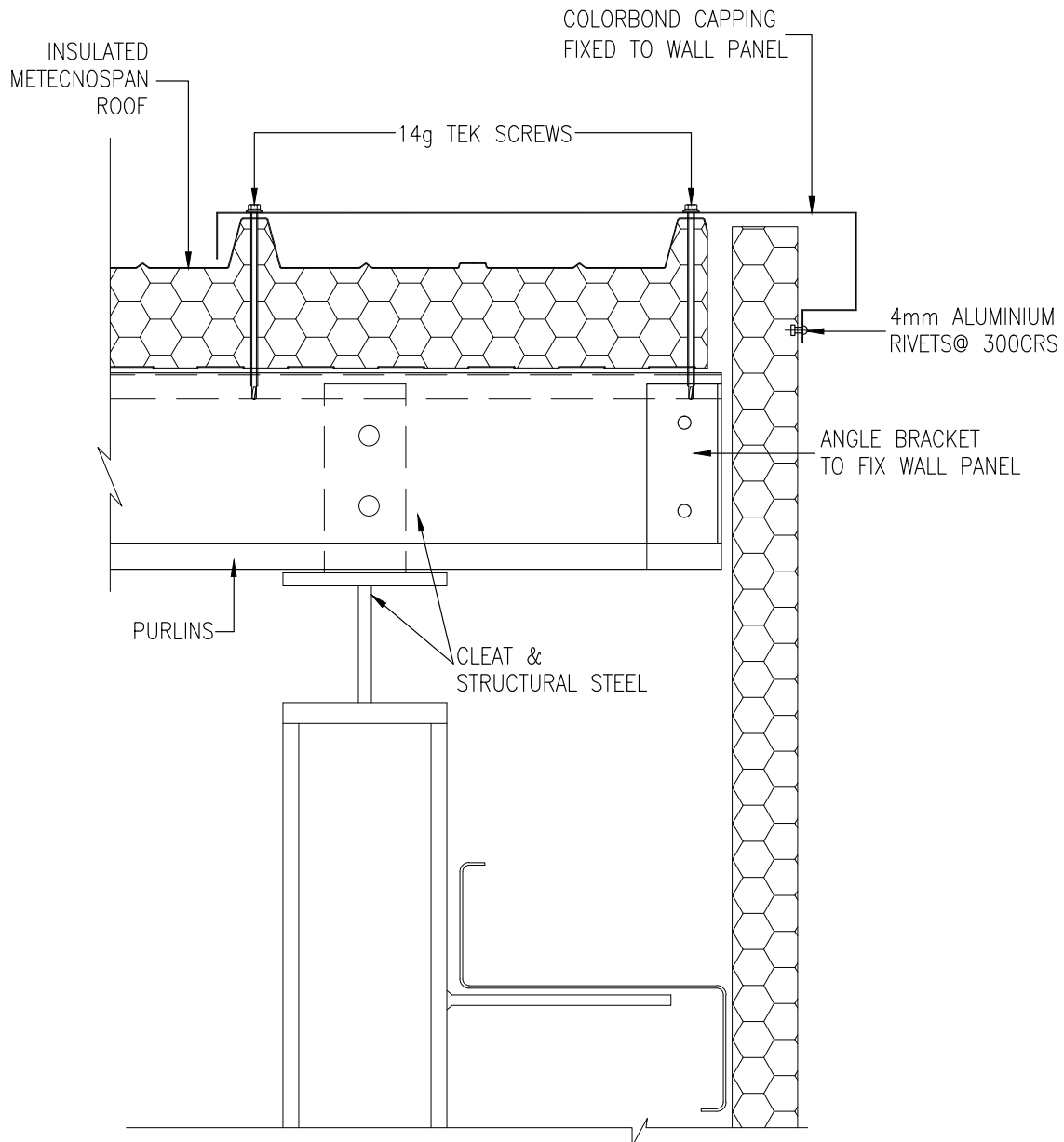


#### Note:

- We recommend that you should engage your local Metecno PIR® architectural specialist at design stage to ensure the panel system is designed to suit specific project requirements.
- All exposed core material is to be encapsulated with a non-combustible covering in order to achieve a BAL-40 or less.
- Panel by Metecno PIR®, screw may be by Metecno PIR®, all other items by others.
- Additional construction details are available through the Metecno PIR Website Client Portal or by contacting a local Metecno PIR® representative. [www.metecnopir.com.au](http://www.metecnopir.com.au)
- This drawing is copyright and the property of Metecno Pty Limited trading as Metecno PIR®. It is subject to their legal recall and may not be reproduced or its contents divulged without written authority.

## Barge Capping Detail - PIR13-BC01-1

Roofing / Cladding

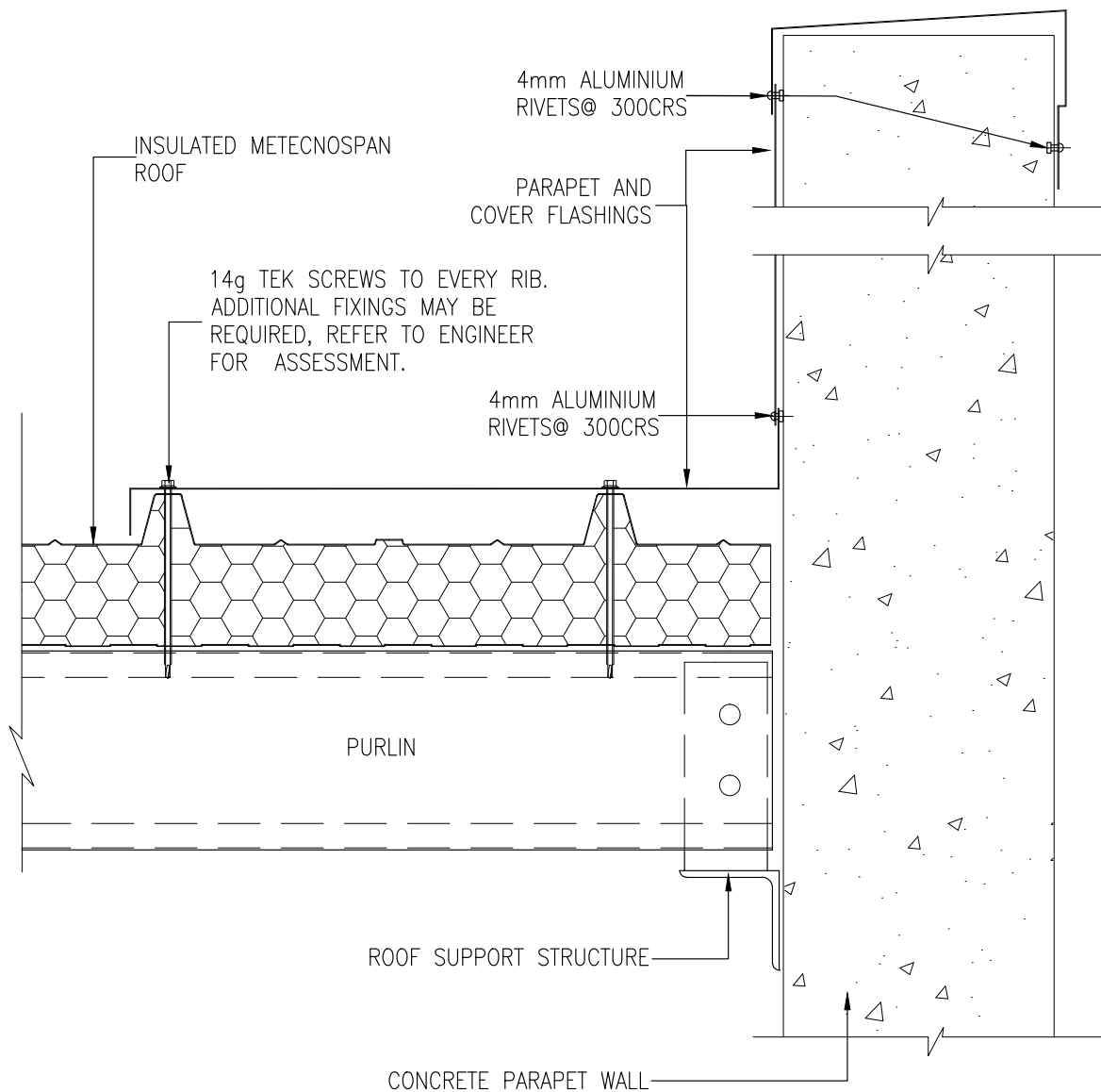


**Note:**

- We recommend that you should engage your local Metecno PIR® architectural specialist at design stage to ensure the panel system is designed to suit specific project requirements.
- All exposed core material is to be encapsulated with a non-combustible covering in order to achieve a BAL-40 or less.
- Panel by Metecno PIR®, screw may be by Metecno PIR®, all other items by others.
- Additional construction details are available through the Metecno PIR Website Client Portal or by contacting a local Metecno PIR® representative. [www.metecnopir.com.au](http://www.metecnopir.com.au)
- This drawing is copyright and the property of Metecno Pty Limited trading as Metecno PIR®. It is subject to their legal recall and may not be reproduced or it's contents divulged without written authority.

## Barge / Parapet Detail - PIR13-BC02-1

Roofing / Cladding

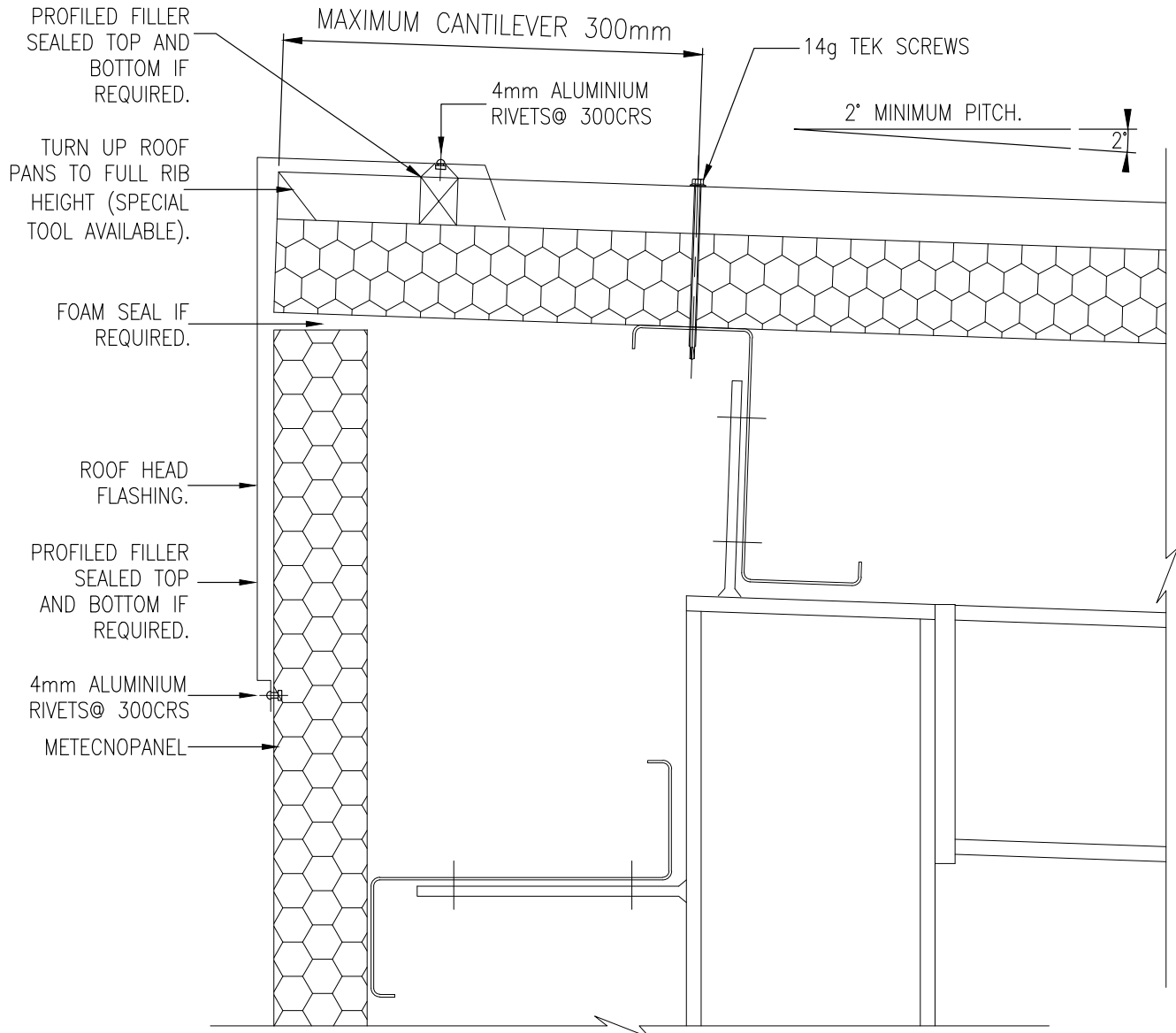


**Note:**

- We recommend that you should engage your local Metecno PIR® architectural specialist at design stage to ensure the panel system is designed to suit specific project requirements.
- All exposed core material is to be encapsulated with a non-combustible covering in order to achieve a BAL-40 or less.
- Panel by Metecno PIR®, screw may be by Metecno PIR®, all other items by others.
- Additional construction details are available through the Metecno PIR Website Client Portal or by contacting a local Metecno PIR® representative. [www.metecnopir.com.au](http://www.metecnopir.com.au)
- This drawing is copyright and the property of Metecno Pty Limited trading as Metecno PIR®. It is subject to their legal recall and may not be reproduced or its contents divulged without written authority.

## Head Flashing Detail - PIR13-HF01-2

Roofing / Cladding

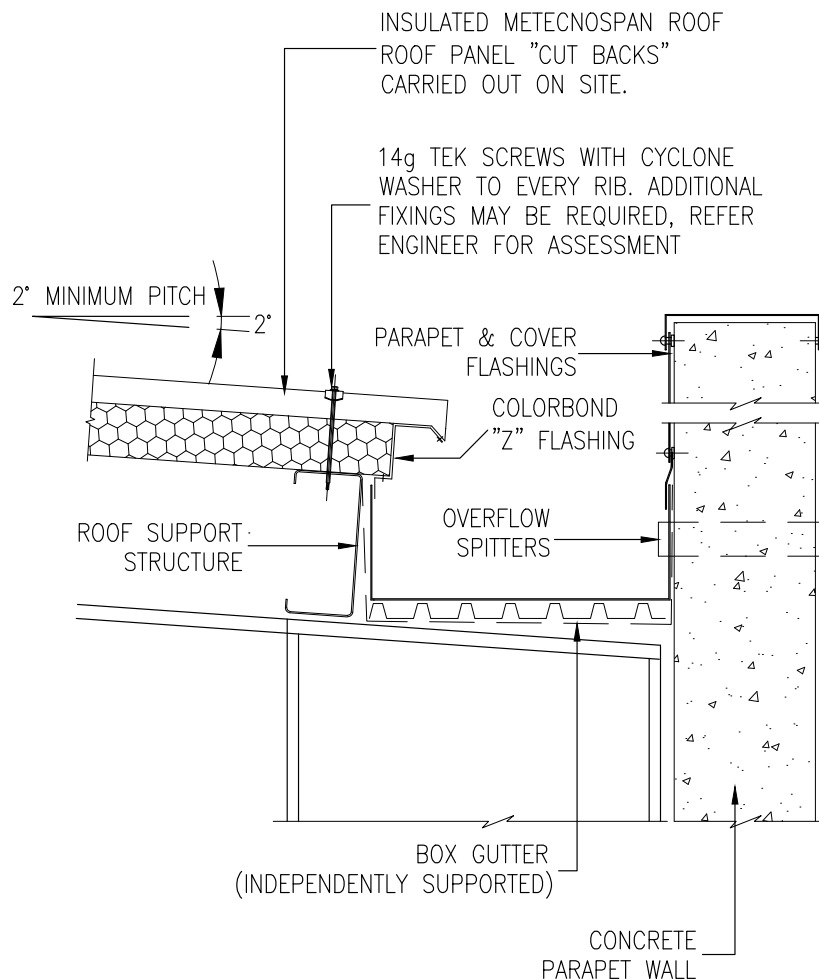


**Note:**

- We recommend that you should engage your local Metecno PIR® architectural specialist at design stage to ensure the panel system is designed to suit specific project requirements.
- All exposed core material is to be encapsulated with a non-combustible covering in order to achieve a BAL-40 or less.
- Panel by Metecno PIR®, screw may be by Metecno PIR®, all other items by others.
- Additional construction details are available through the Metecno PIR Website Client Portal or by contacting a local Metecno PIR® representative. [www.metecnopir.com.au](http://www.metecnopir.com.au)
- This drawing is copyright and the property of Metecno Pty Limited trading as Metecno PIR®. It is subject to their legal recall and may not be reproduced or its contents divulged without written authority.

## Un-insulated Box Gutter Detail- PIR13-RD02-3

### Roofing



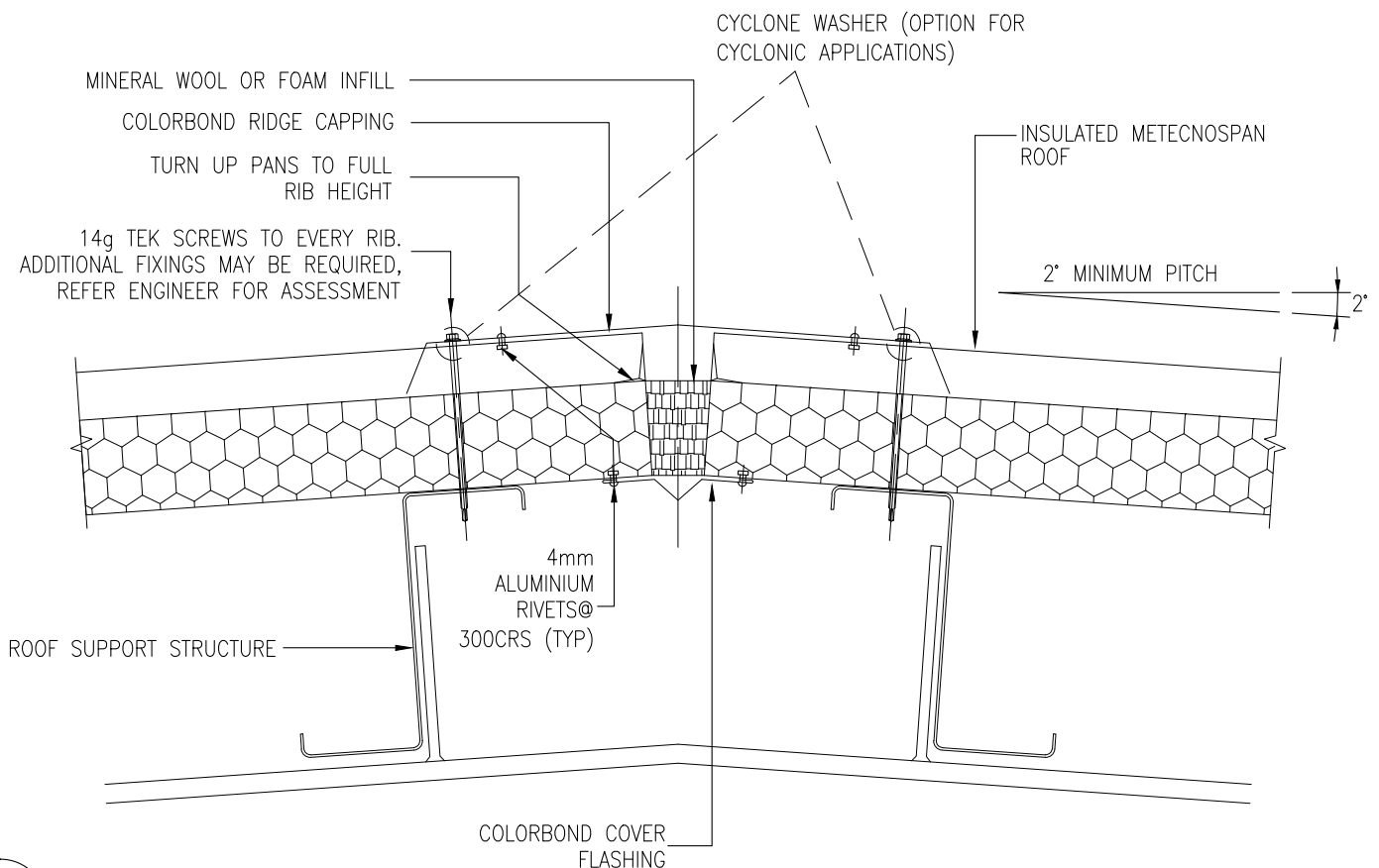
#### Note:

- We recommend that you should engage your local Metecno PIR® architectural specialist at design stage to ensure the panel system is designed to suit specific project requirements.
- All exposed core material is to be encapsulated with a non-combustible covering in order to achieve a BAL-40 or less.
- Panel by Metecno PIR®, screw may be by Metecno PIR®, all other items by others.
- Additional construction details are available through the Metecno PIR Website Client Portal or by contacting a local Metecno PIR® representative. [www.metecnopir.com.au](http://www.metecnopir.com.au)
- This drawing is copyright and the property of Metecno Pty Limited trading as Metecno PIR®. It is subject to their legal recall and may not be reproduced or its contents divulged without written authority.



## Ridge Detail - PIR13-RD03-2

### Roofing

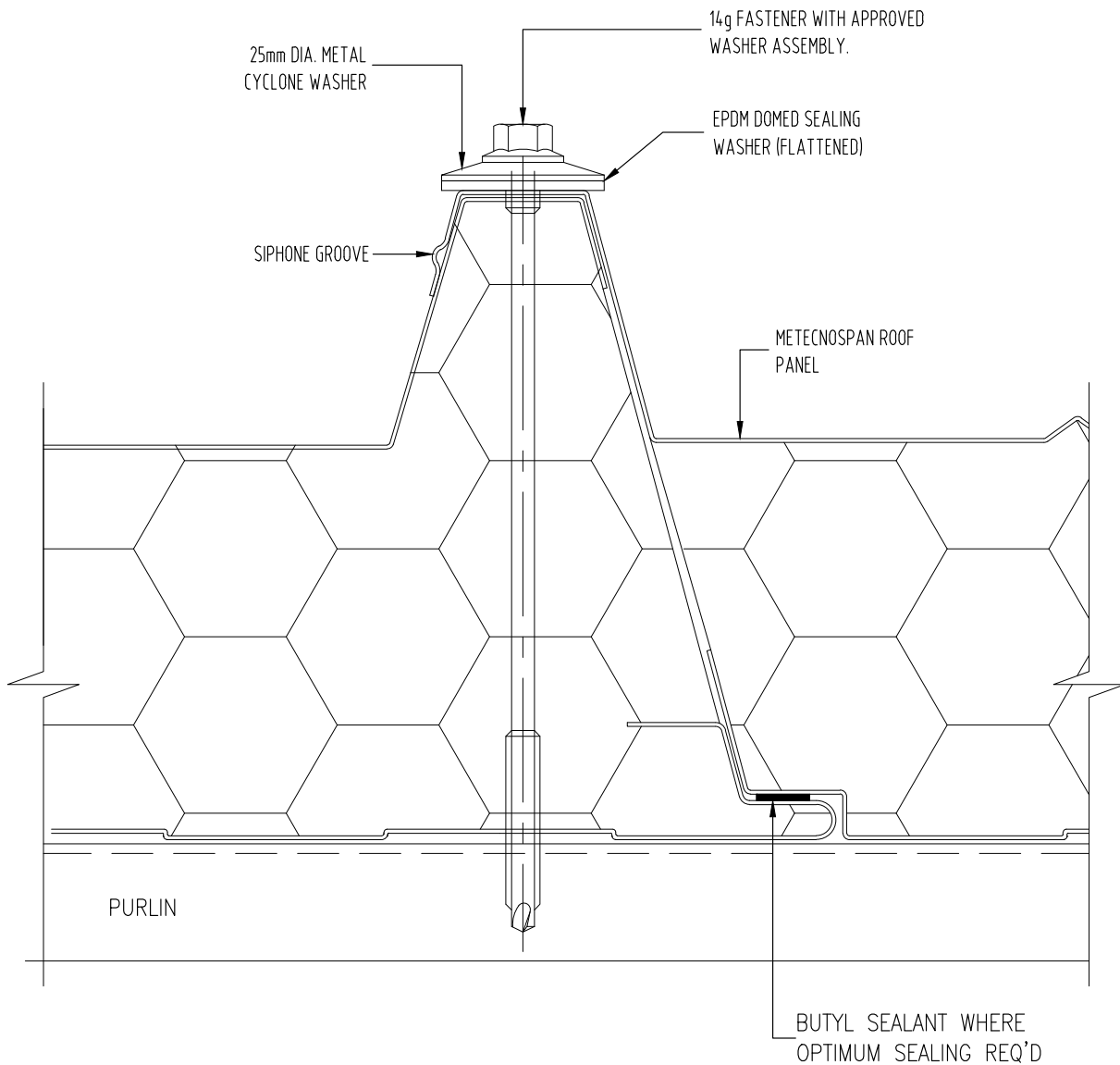


#### Note:

- We recommend that you should engage your local Metecno PIR® architectural specialist at design stage to ensure the panel system is designed to suit specific project requirements.
- All exposed core material is to be encapsulated with a non-combustible covering in order to achieve a BAL-40 or less.
- Panel by Metecno PIR®, screw may be by Metecno PIR®, all other items by others.
- Additional construction details are available through the Metecno PIR Website Client Portal or by contacting a local Metecno PIR® representative. [www.metecnopir.com.au](http://www.metecnopir.com.au)
- This drawing is copyright and the property of Metecno Pty Limited trading as Metecno PIR®. It is subject to their legal recall and may not be reproduced or its contents divulged without written authority.

## Cyclonic / Non-cyclonic Fastening - PIR13-RD04-4

### Roofing

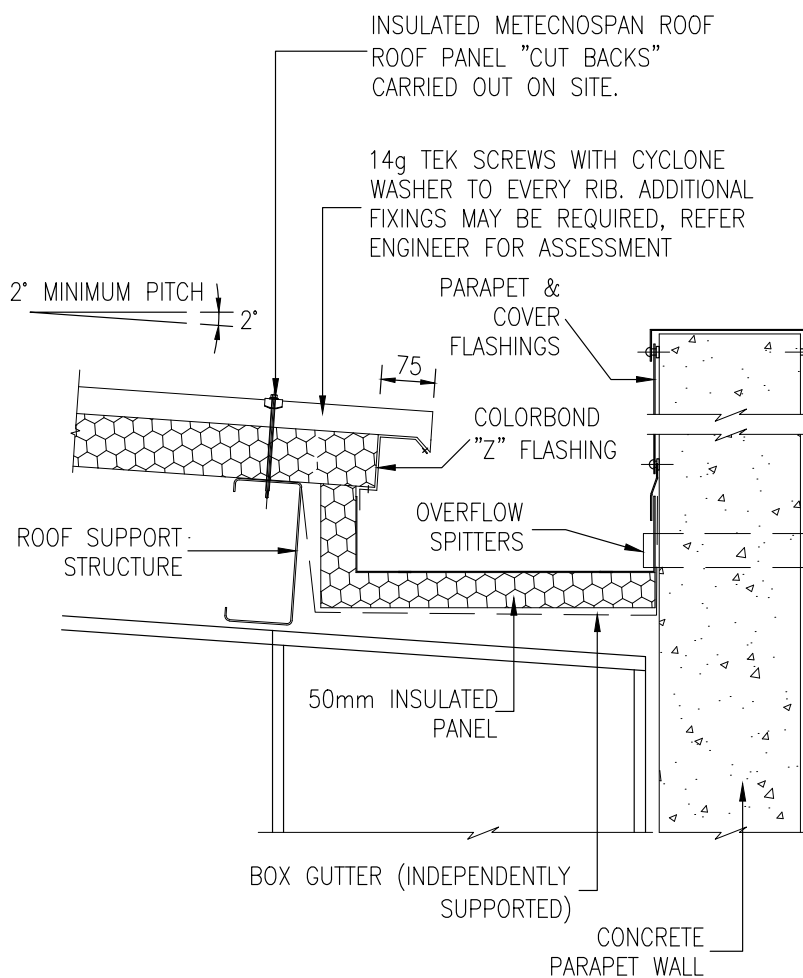


#### Note:

- We recommend that you should engage your local Metecno PIR® architectural specialist at design stage to ensure the panel system is designed to suit specific project requirements.
- All exposed core material is to be encapsulated with a non-combustible covering in order to achieve a BAL-40 or less.
- Panel by Metecno PIR®, screw may be by Metecno PIR®, all other items by others.
- Additional construction details are available through the Metecno PIR Website Client Portal or by contacting a local Metecno PIR® representative. [www.metecnopir.com.au](http://www.metecnopir.com.au)
- This drawing is copyright and the property of Metecno Pty Limited trading as Metecno PIR®. It is subject to their legal recall and may not be reproduced or its contents divulged without written authority.

## Insulated Box Gutter Detail - PIR13-RD07-1

### Roofing

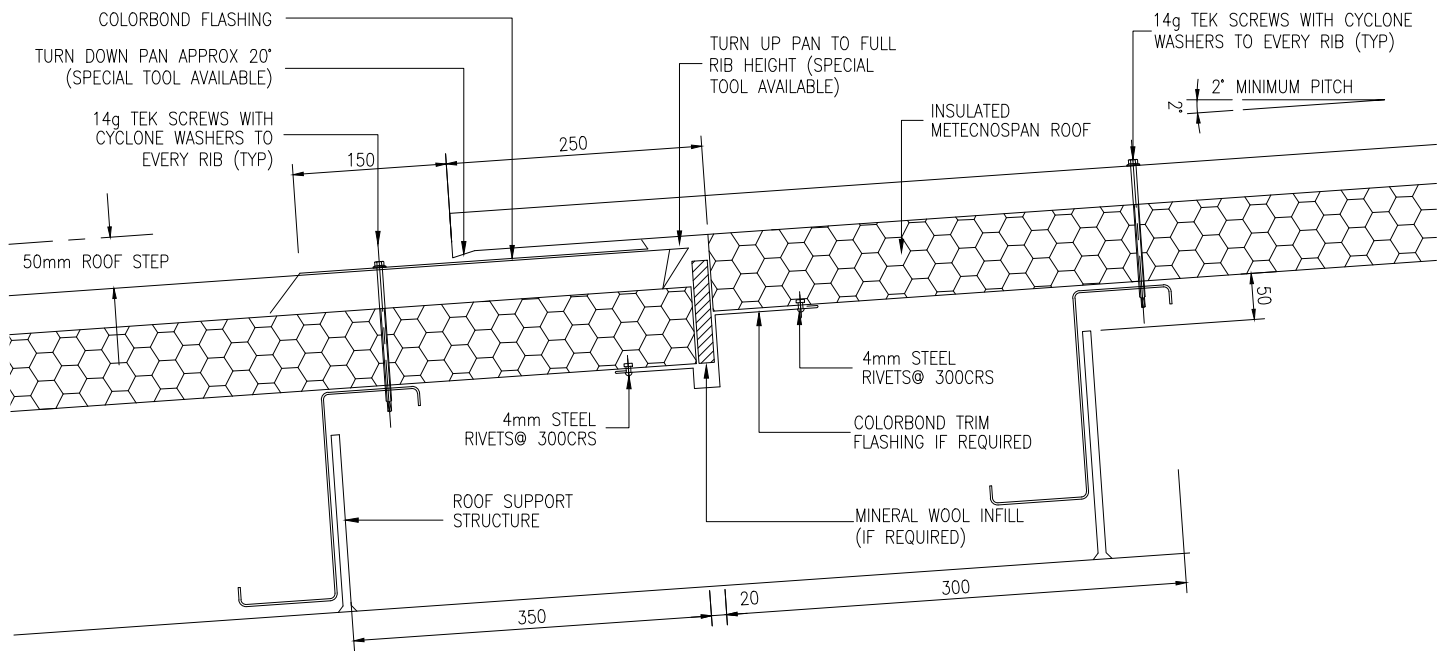


#### Note:

- We recommend that you should engage your local Metecno PIR® architectural specialist at design stage to ensure the panel system is designed to suit specific project requirements.
- All exposed core material is to be encapsulated with a non-combustible covering in order to achieve a BAL-40 or less.
- Panel by Metecno PIR®, screw may be by Metecno PIR®, all other items by others.
- Additional construction details are available through the Metecno PIR Website Client Portal or by contacting a local Metecno PIR® representative. [www.metecnopir.com.au](http://www.metecnopir.com.au)
- This drawing is copyright and the property of Metecno Pty Limited trading as Metecno PIR®. It is subject to their legal recall and may not be reproduced or its contents divulged without written authority.

## Expansion Step Detail - PIR13-RJ01-3

### Roofing



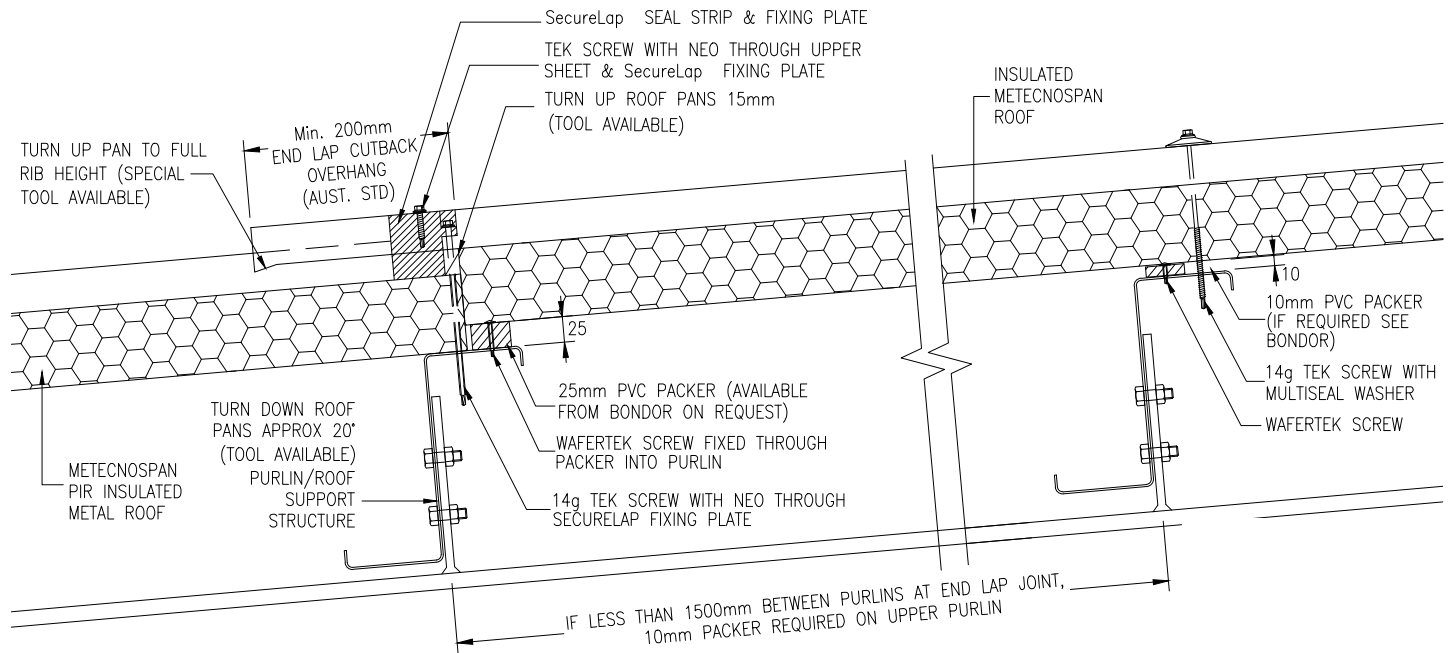
C  
OP02

#### Note:

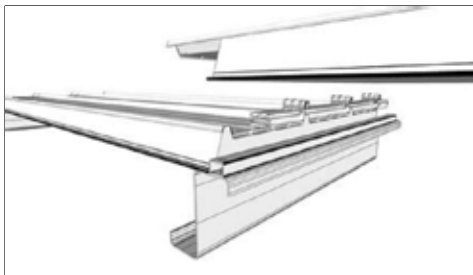
- We recommend that you should engage your local Metecno PIR® architectural specialist at design stage to ensure the panel system is designed to suit specific project requirements.
- All exposed core material is to be encapsulated with a non-combustible covering in order to achieve a BAL-40 or less.
- Panel by Metecno PIR®, screw may be by Metecno PIR®, all other items by others.
- Additional construction details are available through the Metecno PIR Website Client Portal or by contacting a local Metecno PIR® representative. [www.metecnopir.com.au](http://www.metecnopir.com.au)
- This drawing is copyright and the property of Metecno Pty Limited trading as Metecno PIR®. It is subject to their legal recall and may not be reproduced or its contents divulged without written authority.

## Roof End Lap Detail - PIR13-SL01-1

### Roofing



C  
OP02

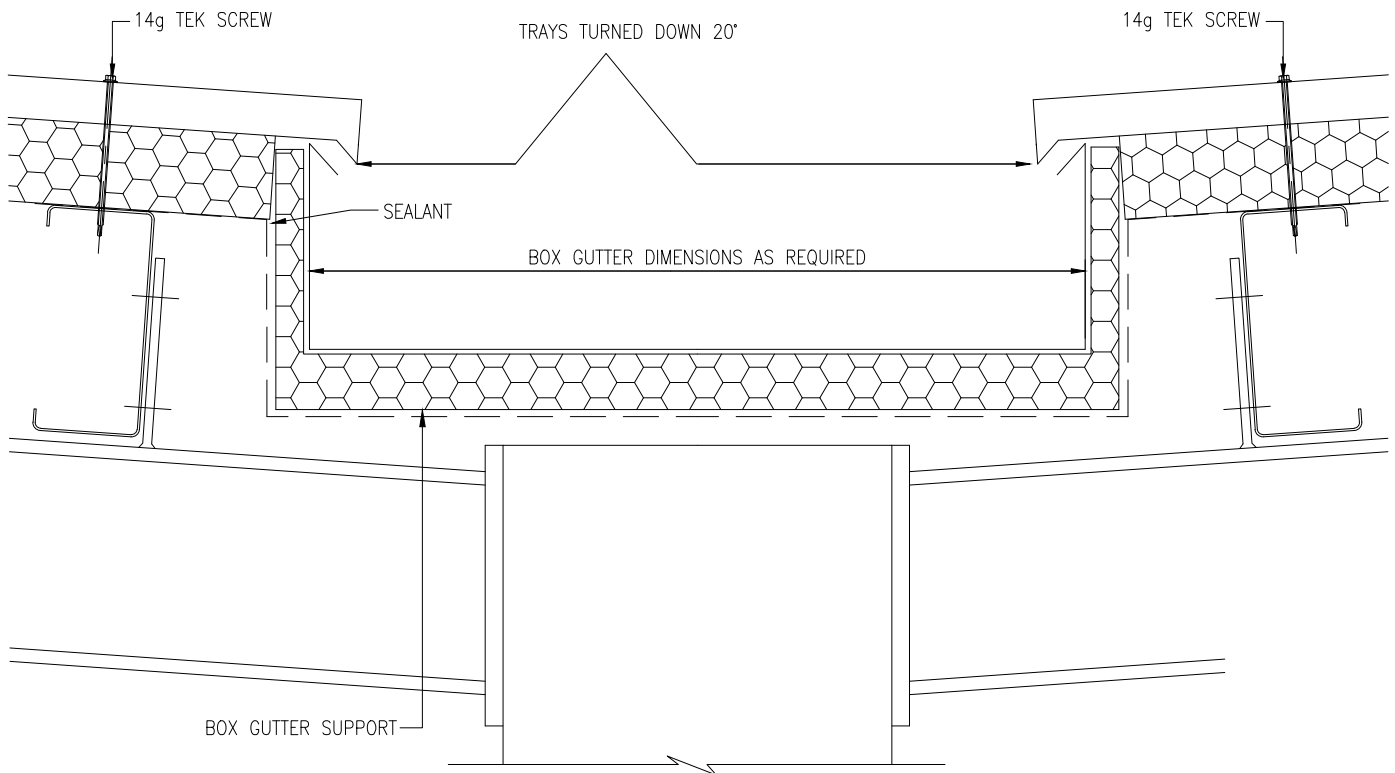


#### Note:

- We recommend that you should engage your local Metecno PIR® architectural specialist at design stage to ensure the panel system is designed to suit specific project requirements.
- All exposed core material is to be encapsulated with a non-combustible covering in order to achieve a BAL-40 or less.
- Panel by Metecno PIR®, screw may be by Metecno PIR®, all other items by others.
- Additional construction details are available through the Metecno PIR Website Client Portal or by contacting a local Metecno PIR® representative. [www.metecnopir.com.au](http://www.metecnopir.com.au)
- This drawing is copyright and the property of Metecno Pty Limited trading as Metecno PIR®. It is subject to their legal recall and may not be reproduced or it's contents divulged without written authority.

## Insulated Valley Boxed Gutter - PIR13-RV01-1

### Roofing

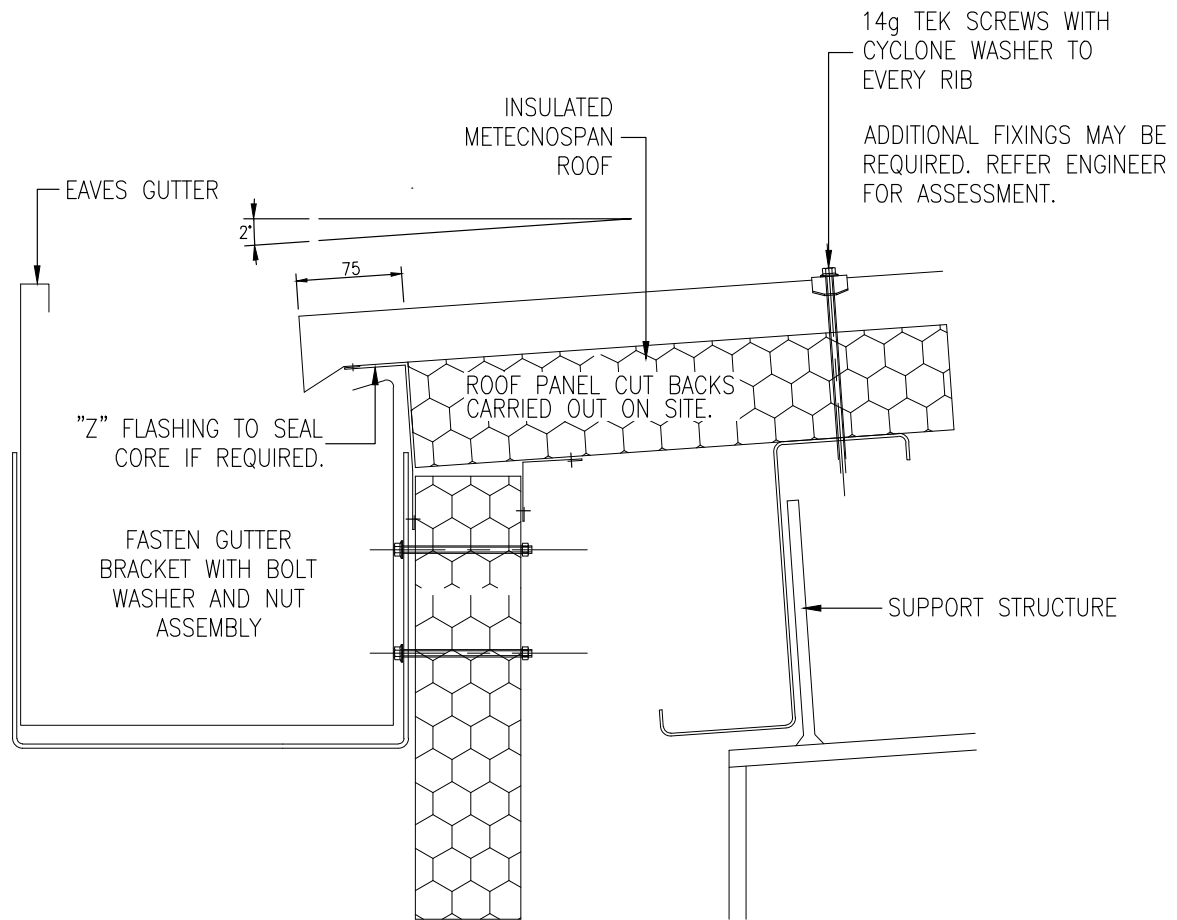


#### Note:

- We recommend that you should engage your local Metecno PIR® architectural specialist at design stage to ensure the panel system is designed to suit specific project requirements.
- All exposed core material is to be encapsulated with a non-combustible covering in order to achieve a BAL-40 or less.
- Panel by Metecno PIR®, screw may be by Metecno PIR®, all other items by others.
- Additional construction details are available through the Metecno PIR Website Client Portal or by contacting a local Metecno PIR® representative. [www.metecnopir.com.au](http://www.metecnopir.com.au)
- This drawing is copyright and the property of Metecno Pty Limited trading as Metecno PIR®. It is subject to their legal recall and may not be reproduced or its contents divulged without written authority.

## Eaves Gutter Detail - PIR13-WC03-2

Roofing / Cladding

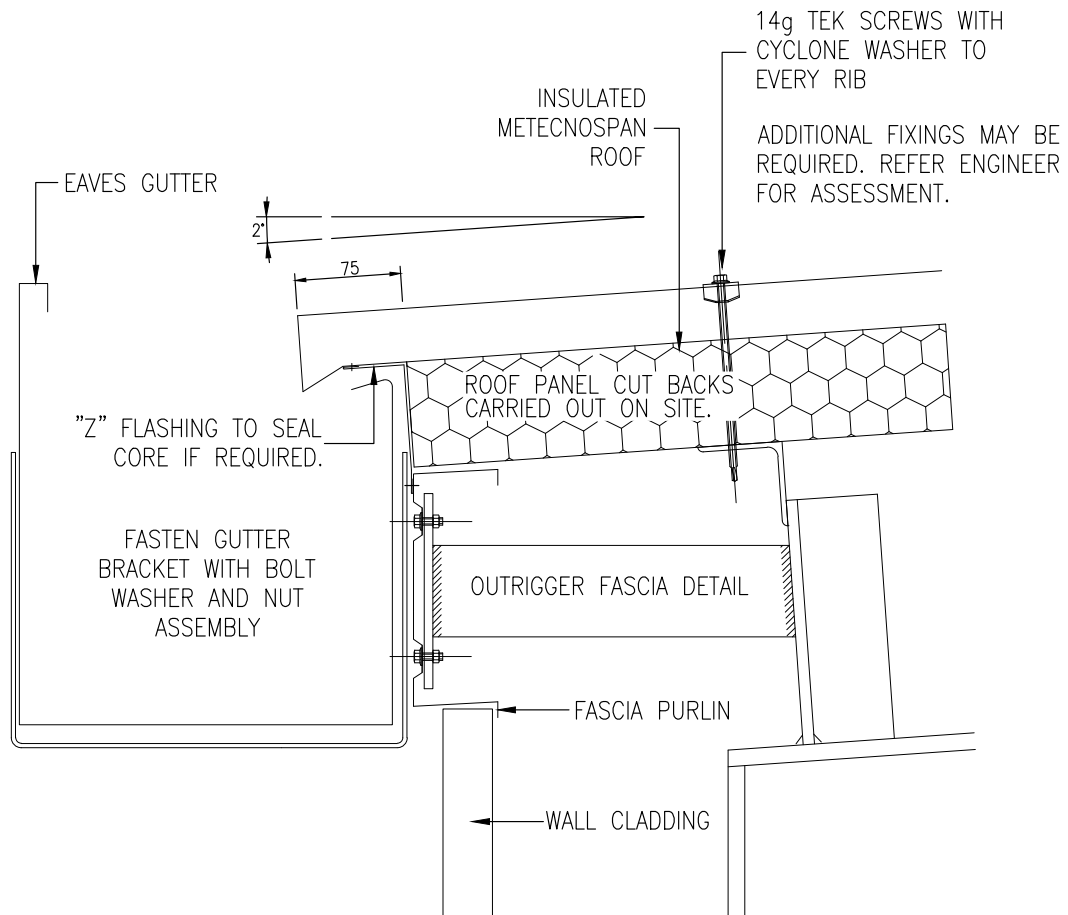


**Note:**

- We recommend that you should engage your local Metecno PIR® architectural specialist at design stage to ensure the panel system is designed to suit specific project requirements.
- All exposed core material is to be encapsulated with a non-combustible covering in order to achieve a BAL-40 or less.
- Panel by Metecno PIR®, screw may be by Metecno PIR®, all other items by others.
- Additional construction details are available through the Metecno PIR Website Client Portal or by contacting a local Metecno PIR® representative. [www.metecnopir.com.au](http://www.metecnopir.com.au)
- This drawing is copyright and the property of Metecno Pty Limited trading as Metecno PIR®. It is subject to their legal recall and may not be reproduced or it's contents divulged without written authority.

## Eaves Gutter Detail 2 - PIR13-WC04-2


### Roofing



#### Note:


- We recommend that you should engage your local Metecno PIR® architectural specialist at design stage to ensure the panel system is designed to suit specific project requirements.
- All exposed core material is to be encapsulated with a non-combustible covering in order to achieve a BAL-40 or less.
- Panel by Metecno PIR®, screw may be by Metecno PIR®, all other items by others.
- Additional construction details are available through the Metecno PIR Website Client Portal or by contacting a local Metecno PIR® representative. [www.metecnopir.com.au](http://www.metecnopir.com.au)
- This drawing is copyright and the property of Metecno Pty Limited trading as Metecno PIR®. It is subject to their legal recall and may not be reproduced or its contents divulged without written authority.






Note:

- We recommend that you should engage your local **Blondor®** **PIR** Architectural Specialist to design the panel system to suit your project requirements.
- All exposed core material is to be encapsulated with a non-combustible covering in order to achieve a BAL-40 or less.
- Panel by **Blondor®** **PIR** is a registered trademark of **Blondor®** **PIR** and is not to be used by others.
- Additional construction details are available through the **Blondor®** **PIR** Web Site or by contacting **Blondor®** **PIR** representative [www.metecno.com.au](http://www.metecno.com.au)
- This drawing is copyright and the property of Metecno Pty Limited trading as **Blondor®** **PIR** and is not to be reproduced or distributed without written authority.



Note:

- We recommend that you should engage your local Metecno PIR® architectural specialist at design stage to ensure the panel system is designed to suit specific project requirements.
- All exposed core material is to be encapsulated with a non-combustible covering in order to achieve a BAL-40 or less.
- Panel by Metecno PIR®, screw may be by Metecno PIR®, all other items by others.
- Additional construction details are available through the Metecno PIR Website Client Portal or by contacting a local Metecno PIR® representative. [www.metecnopir.com.au](http://www.metecnopir.com.au)
- This drawing is copyright and the property of Metecno Pty Limited trading as Metecno PIR®. It is subject to their legal recall and may not be reproduced or it's contents divulged without written authority.



Note:

- We recommend that you should engage your local Metecno PIR<sup>®</sup> architectural specialist at design stage to ensure the panel system is designed to suit specific project requirements.
- All exposed core material is to be encapsulated with a non-combustible covering in order to achieve a BAL-40 or less.
- Panel by Metecno PIR<sup>®</sup>, screw may be by Metecno PIR<sup>®</sup>, all other items by others.
- Additional construction details are available through the Metecno PIR Website Client Portal or by contacting a local Metecno PIR<sup>®</sup> representative. [www.metecnopir.com.au](http://www.metecnopir.com.au)
- This drawing is copyright and the property of Metecno Pty Limited trading as Metecno PIR<sup>®</sup>. It is subject to their legal recall and may not be reproduced or it's contents divulged without written authority.



[www.metecnopir.com.au](http://www.metecnopir.com.au)

Call (07) 3323 9900

Metecno Pty Limited. ABN 44 096 402 934. The manufacturer reserves the right to change the specification without notice. Metecno PIR®, MetecnoInfinite®, MetecnoKasset®, MetecnoPanel®, MetecnoSpan® and EconoClad® are trademarks of Metecno Pty Limited. The colours shown in this publication have been reproduced to represent actual product colours as accurately as possible. However, given printing limitations, we recommend checking your chosen colour against an actual sample before placing orders. Panel profiles shown in this publication are indicative only. Refer to engineering for exact specifications. This advice is of a general nature only. Designers must provide for adequate structural performance and other Building Code requirements. This information is subject to change.

\*Warranty subject to exclusions, application and eligibility criteria. For full terms and conditions and to determine the eligibility of your project for the warranty visit [bluescopesteel.com.au/warranties](http://bluescopesteel.com.au/warranties) or call BlueScope on 1800 022 999. Colorbond®, Permagard® and BlueScope are registered trademarks of BlueScope Steel Limited.

Refer to Metecno PIR® website for latest version. Consult Metecno PIR® for your application.

BOM0535 Drawing Pack - MetecnoSpan v1. 21/02/19